



CUSTOM PRODUCTS & SERVICES

6286 Claude Way E, Inver Grove Heights, MN 55076-4435
PH: 888-444-1202 (Toll Free) or 651-452-0113 Fax: 651-452-2264

E-mail: Info@custom-products.com

Website: www.custom-products.com

PNEUMATIC TOOLS FOR PLASTIC APPLICATIONS

GATE CUTTING - DEGATING - ROBOTICS / AUTOMATIC



INDUSTRIAL - MEDICAL - ELECTRONICS - EDUCATIONAL - GOVERNMENT

CALL TOLL-FREE: 888-444-1202

WEBSITE: www.custom-products.com

SQUEEZE-EZE™ POWER PACKS AND JAWS



MSP-1 with optional jaw

MSP-1 SQUEEZE-EZE™ POWER PACKS

The MSP-1 is our miniature power pack, for use with our PGC –1 jaw set (jaw not pictured). Made of durable aluminum, the tool is small (5" long x 1 1/4" diameter) lightweight (8oz.) and can be operated at air pressures of 60-80 psi. A built in adjusting screw controls the opening of the jaw sets. All jaw sets are easily re-sharpened at the factory



SP-01P with optional PGC-2

SP-01P and SP-02P SQUEEZE-EZE™ POWER PACKS

High powered tools made specifically for the plastics industry. These precision manufactured tools help increase production while lowering costs.

SP-01P and SP-02P are designed to use all of the jaws below. The SP-01P is further designed with a built in adjusting screw which controls the opening of the jaw sets. Manufactured to high standards from aluminum, these power packs can easily be mounted on EOAT for robots, benches or can be used manually by hand.



SP-02P with optional PGC-7

For EOAT and bench mounting, a solenoid operated model of each power pack is available. SP-01PF or SP-02PF includes two (2) 5' air hoses, hex key and are designed for use with our optional workstations, tool balancers and bench stands. There are also optional foot switches available for each power pack (Accessories and foot switches found on pages 7-8).

Power packs are priced and sold less jaw sets.



PGC-2

Angle	18 degree
Length of Cut	7/8" (22 mm)
Type of Cut	Flush
Max. Opening	31/64" (12.25 mm)



PGC-2-90

Angle	90 degree
Length of Cut	1" (25 mm)
Type of Cut	Flush
Max. Opening	23/64" (9.06 mm)



PGC-2-45

Angle	45 degree
Length of Cut	5/64" (20 mm)
Type of Cut	Flush
Max. Opening	29/64" (11.48 mm)



PGC-7

Angle	Straight Cutter
Length of Cut	1" (25 mm)
Type of Cut	Flush
Max. Opening	7/16" (11.23 mm)



PGC-2-60

Angle	60 degree
Length of Cut	3/4" (19 mm)
Type of Cut	Flush
Max. Opening	13/32" (10.50 mm)



PGC-8

Angle	End Cutter
Length of Cut	19/64" (7.5 mm)
Type of Cut	Flush
Max. Opening	29/64" (11.70 mm)

SQUEEZE-PLIERS™ POWER PACKS

SQUEEZE-PLIERS™ POWER PACKS—SINGLE STAGE

This group of air operated hand tools comprises three power packs that can be used interchangeably with any jaw set described on page 6. Standard power packs have a stroke of 1 1/2" and may be operated at 60-100 psi. For hand operation each pack is furnished with a lever controlled internal air valve and a 5' air hose.

The power packs can be furnished for foot, robotic and EOAT by designating the suffix "F" in the part number (i.e. SP-002F) This style does not have the lever operated air valve, but instead has two (2) 1/8" ports in the rear of the pack for connection to a footswitch or four way valve. Two (2) 5' air hoses are supplied with "F" models, and an optional four way footswitch is available (Model #105) if required. (These tools can be used with the optional workstation and bench stand as shown on page 7).

SP-002F



SPECIFICATIONS

LENGTH	4" (100 mm)
WEIGHT	1 lb.
DIAMETER	1.72" (43.75 mm)
CFM @ 30 STROKES MIN.	0.09 cu. ft.
CLOSING FORCE @ 80 psi	Finish—1120 lbs.
CAM	Hexagon
MATERIAL	Aluminum

SP-003



LENGTH	4" (100 mm)
WEIGHT	1 lb. 7 oz.
DIAMETER	2.22" (56.25 mm)
CFM @ 30 STROKES MIN.	0.16 cu. ft.
CLOSING FORCE @ 80 psi	Finish—2000 lbs.
CAM	Hexagon
MATERIAL	Aluminum

SP-004



LENGTH	4" (100 mm)
WEIGHT	1 lb. 8 oz.
DIAMETER	2.46" (62.5 mm)
CFM @ 30 STROKES MIN.	0.20 cu. ft.
CLOSING FORCE @ 80 psi	Finish—2400 lbs.
CAM	Hexagon
MATERIAL	Aluminum

Closing force is measured 1" away from pivot point of jaw.
 More powerful packs with higher closing forces available, please consult factory for recommendations and quotation.
 WEBSITE: www.custom-products.com

SQUEEZE-EZE™ POWER PACKS

SQUEEZE-EZE™ POWER PACKS—ROBOTIC AUTOMATIC POWER PACK

The SM-100 Robotic/Automatic power pack was designed for automation. Fitted for solenoid activation, the SM-100 is a versatile tool. The square mounting block allows the tool to be attached to existing or new automatic machines. Light weight in design (10 oz.), the SM-100 fits easily on to robotic EOAT. All of these features, along with a wide range of optional jaws makes this one of the most powerful and versatile tools in the industry. (These tools use the optional jaw sets shown on page 3).



SM-100 with Optional PGC-7

LENGTH	4.38" (111.1 mm)
WEIGHT	10 oz.
DIAMETER	1.50" (38.1 mm)
CFM @ 30 STROKES MIN.	0.060 cfm
CLOSING FORCE @ 80 psi	Finish—800 lbs.
MATERIAL	Aluminum

For more information, contact CPS @ 888-444-12020

CPS has an engineering and technical staff that can help bring solutions to tough gate cutting problems. Whether hand held operation, EOAT or custom table mounting, CPS can call upon the years of experience from our Industrial and Electronics line to develop tools to fit your needs.

Higher closing force power packs are available. Consult our technical staff for application recommendation.







All jaws can be factory re-sharpened to reduce production line costs.

SQUEEZE-PLIERS™ JAW AND HOUSING

SQUEEZE-PLIERS™ JAW AND HOUSING ASSEMBLY

Each assembly comprises a pair of movable jaws pivoted in one end of an aluminum housing that screws (hand tight) onto the threaded stem of power packs SP-002 to SP-004. Rollers at the inside ends of the jaws ride on the actuator-cam so that the cutting edges of the jaws are squeezed together as the cam moves forward under air pressure. This even pressure makes cutting gates and sprues easy and clean. Combined with the power packs (page 4) this offering of jaws will handle most jobs in the injection molding industry. Special jaws engineered upon request.

All jaws are made of hardened tool steel. (Special order jaws hardened to 59-62 Rockwell are also available). The housing material is aluminum. As with all jaws, these can be factory sharpened to provide longer life and a higher return on investment. Special jaws may be designed upon request.

PGC-4	SPECIFICATIONS		PGC-4-60	SPECIFICATIONS	
	HOUSING LENGTH	4 1/4" (106.25 mm)		HOUSING LENGTH	4 1/4" (106.25 mm)
	OVERALL LENGTH	5 7/8" (149 mm)		OVERALL LENGTH	6" (152 mm)
	WEIGHT	1 lb. 5 oz.		WEIGHT	1 lb. 5 oz.
	DIAMETER	1 3/4"		DIAMETER	1 3/4"
	LENGTH OF CUT	7/8" (21.62 mm)		LENGTH OF CUT	1 5/32" (29.33 mm)
	MAX. OPENING	5/8" (15.85 mm)		MAX. OPENING	11/16" (17.23 mm)
	CUTTING ANGLE	25 degree		CUTTING ANGLE	60 degree
PGC-4-30	SPECIFICATIONS		PGC-4-90	SPECIFICATIONS	
	HOUSING LENGTH	4 1/4" (106.25 mm)		HOUSING LENGTH	4 1/4" (106.25 mm)
	OVERALL LENGTH	6 5/8" (175 mm)		OVERALL LENGTH	5 1/2" (139 mm)
	WEIGHT	1 lb. 5 oz.		WEIGHT	1 lb. 5 oz.
	DIAMETER	1 3/4"		DIAMETER	1 3/4"
	LENGTH OF CUT	1 1/2" (29.2 mm)		LENGTH OF CUT	15/32" (29.33 mm)
	MAX. OPENING	7/8" (22.48 mm)		MAX. OPENING	17/32" (13.64 mm)
	CUTTING ANGLE	30 degree		CUTTING ANGLE	90 degree
PGC-4-45	SPECIFICATIONS		F-206*	SPECIFICATIONS	
	HOUSING LENGTH	4 1/4" (106.25 mm)		HOUSING LENGTH	4 1/4" (106.25 mm)
	OVERALL LENGTH	6 3/16" (157 mm)		OVERALL LENGTH	5 13/32" (137 mm)
	WEIGHT	1 lb. 5 oz.		WEIGHT	1 lb. 5 oz.
	DIAMETER	1 3/4"		DIAMETER	1 1/2"
	LENGTH OF CUT	1 7/64" (28.12 mm)		LENGTH OF CUT	3/8" (9.44 mm)
	MAX. OPENING	11/16" (17.23 mm)		MAX. OPENING	13/32" (10.63 mm)
	CUTTING ANGLE	45 degree		CUTTING ANGLE	End Cutter

*F-206 jaw set only used with the SP-002—SP-004. This is a special order only, with longer lead times and quoted price. Replacement jaws may be purchased separate from housing. All jaws are able to be re-sharpened at the factory.

ERGONOMIC WORK STATIONS AND HOLDERS

This line of ergonomic support systems is for use with any power pack or jaw set combination. Helping to relieve the strain and fatigue of hefting a power pack all day, these systems will help improve productivity while eliminating injuries through ergonomic design. The optional tool balancer and tool harness is made for holding the power pack and jaw set in a horizontal position.



WS-2000 ERGONOMIC WORK STATION

The WS-2000 Ergonomic work station is a complete support system for use with any of the power packs in our product line. This heavy duty work station features a 36" horizontal, 180 degree boom, attached to a 48" vertical column with a base that mounts easily to bench tops. The boom can be adjusted vertically higher or lower on the column to suit your specific application.

Also included with the WS-2000 is a balancer trolley that can support either a TB-1 or TB-2 balancer. (Tool balancers optional.) This heavy-duty trolley is of ball bearing construction and can support up to 30 pounds, allowing for more free space in the work place.

The **WS-2000 and A-202 Series** of work stations and bench stands are designed to be mounted on tables or work stations by either bolting through holes provided or by using part number BC-1 bench clamp.

The A-202 series of bench stands allows the tool to be rotated easily to position the tool for optimum cutting. The bench stand is further designed to be easily integrated onto robotic arms or moving work stations

TOOL BALANCER



SUPPORTS UP TO WEIGHT SHOWN

TB-1	TB-2
13 oz.	5 lbs.

TOOL HARNESS

TH-1	TH-2
Use w/SP-01P—SP-02P	Use w/SP-002—SP-008

SERIES BENCH STANDS

ITEM NUMBER	USE WITH POWER PACK
A-202-1	SP-01PF
A-202-2	SP-02PF and SP-002F
A-202-3	SP-003F
A-202-4	SP-004F



ACCESSORIES



103 3-Way Valve

FOOT SWITCHES
Use with power packs with the "F" suffix



107 4-Way Valve



101-, 102- Series

AIR HOSES
5, 10, 15 foot with two 1/8" npt fittings
5,10,15 foot with one 1/8" npt and one 1/4" npt fitting
10 foot coil hose with one 1/8" npt and one 1/4" npt fitting
Consult price list for correct order number



102-10C



CUSTOM PRODUCTS & SERVICES

6286 Claude Way E, Inver Grove Heights, MN 55076-4435
PH: 888-444-1202 (Toll Free) or 651-452-0113 Fax: 651-452-2264

E-mail: Info@custom-products.com
Website: www.custom-products.com